

First Presby Preschool
16 Leon Sullivan Way
Charleston, WV 25301

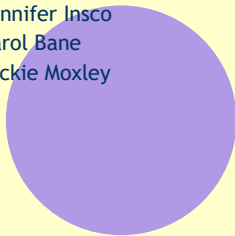
Phone:
(304) 343-8961

Fax:
(304) 343-8970

E-Mail:
preschool@firstpresby.com

Director: Ginna Taylor
Staff:

Ann Grishaber
Lee Ellen Stanley
Maureen Kidd
Kara Risk
Miranda Klingler
Amanda Hughes
Laurie Brown
Kelly Smith
Angel Mackey
Ashley Midkiff
Diana Loftis
Brittany Casdorff
Jennifer Insko
Carol Bane
Jackie Moxley



September/October 2018

Lollipop Reporter

Calendar Notes

Sept 3 (Mon.) - NO SCHOOL
Sept 17 (Mon) Extended Classes begin
Sept. 24 (Mon.) - Parent Ed: Creative Curriculum 6:30 p.m.
Oct. 1 (Mon.) - Parent's Night 7 p.m.
Oct 18 -19 (Thurs/Fri) Individual Pictures for students
Oct. 24 (Weds) Fall Festival 6:30 p.m
Nov. 5-6 (Mon/Tues.) NO SCHOOL
Nov. 12 (Mon) NO SCHOOL
Nov. 19-23 Thanksgiving Break - NO SCHOOL

A Big Staff Welcome to the Program

From all of the staff here at First Presbyterian Church Preschool, we send welcome to all parents and friends of our students. We are all looking forward to this school year with the kids! We hope you all had a wonderful summer and will share your experiences with us as the month progresses.

Those first few days...

Beginning a new school experience will be a challenging and exciting time for some young children, but a frightening or difficult adjustment period for others. All children will experience a degree of normal apprehension. With patience and reassurance we can work together to ease anxieties, and make the transition

from home to school as pleasant as possible.

When talking about school try to avoid an emphasis on good behavior. Children are naturally reluctant to venture out into new situations if they feel that expectations are overwhelming. Younger children in the Toddler Program may especially tend to cling these first days at school. Be sure to give your child gently and firmly into the care of his or her teacher. Instead of carrying your child into the room, we suggest you walk in holding hands. This makes leaving your child a little easier for both of you.

Individual Highlights:

Your Child's Artwork	2
Program needs	2
Recipe Corner	2
Preschool Committee	3
Substitute teaching	4
Our Goals for Children	4
Talking clearly	4
Tips on Health	5
Parent's Night	5

Lunch Bunch


Need some extra time in the afternoon? First Presby Preschool offers lunch bunch for children ages two (and potty trained) through five years. Lunch Bunch is from noon until 2:00 p.m. Call the Preschool Office for more information.

Shoes

Kids need to wear tennis shoes or rubber-soled play shoes. We play outside or in the playroom each day; and on Gym days, we need to be sure shoes provide adequate traction. Crocs and Cowboy shoes are dangerous and often cause accidents. Please keep this in mind when dressing your children.



Your Child's Art Work



Your child may bring home bundles of art work in the weeks ahead. The way you respond to these artistic expressions will have a tremendous impact upon the way your child views his/her creative process. But knowing just what to say about a paper full of random scribbles or nondescript forms is often difficult and awkward for parents. We offer the following suggestions to ease communications.

Art for the young child is largely experimental. The process of doing or creating is what should be valued at this stage, not the final product. Young children need opportunities to learn about different

textures, new patterns, mixing and matching colors, and to develop fine motor control. Also, we encourage children to express their feelings and sense of self through graphic art. As they clarify their own feelings, they learn that other people have feelings, too. The mystery and wonder of life—and of childhood—is enhanced.

During this stage, children pay little attention to accuracy or detail, so adult expectations that art should look like something or mean something profound are usually out of place. (Continued)

Some times we need...




From time to time we find that certain items would be beneficial to have at the school. If you're out shopping for these items, please think of us. Clorox wipes, small pump soaps for washing hands, paper towels, baby wipes, old bath towels and kitchen towels etc...
Thank You!

GREAT BIG THANKS YOU'S to...

Kim Smith, Courtney Persinger and Ellen Johnstone for their work in planning for our new playground!

WE LOVE IT!

"Lemon Squares"



1 c. flour, ½ c. butter (softened), ¼ c. powder sugar, 1 c. granulated sugar, 2 t. grated lemon peel, 2 T. lemon juice, ½ t. baking powder, ¼ t. salt, 2 eggs

Heat oven to 350°. Mix (or pulse) together flour, butter and powder sugar. Press into the bottom of an ungreased 8x8 pan. Bake 20 minutes. In a separate bowl beat remaining ingredients until light and fluffy. Pour over hot crust. Bake about 25 minutes (until no indentation remains when touched lightly). Let stand until cool; cut in 1 ½ inch squares. Makes 25.



Do you have concerns or questions?...

...we suggest you speak with your child's teachers first. If you feel your concerns were inadequately addressed, please speak with Ginna Taylor. Maybe your concerns have to do with the program or administration. If you do not feel comfortable speaking to them directly, you can call on any member of the Preschool Committee (listed opposite).

We want to make certain that parents are comfortable expressing their feelings about the program and we are open to hearing your suggestions and concerns. Parents as well as children are a part of our program and we want to ensure that our communications are working in both directions!

PS. Although Parent/Teacher conferences are scheduled in February, you are welcome to schedule a time with the teachers to discuss your child anytime you feel the need.

Your Child's Art Work (Continued from pg. 2)

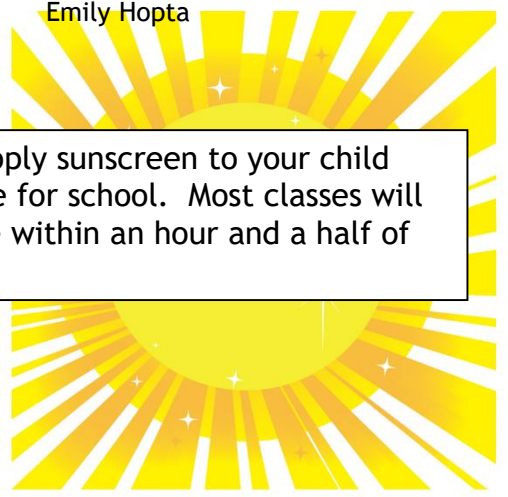
Questions such as "What is it?", or comments like "The sky should be blue," are inappropriate and may dampen a child's creativity. It is far more productive at this point to focus on the process your child used rather than on the result. For example, "How did it feel when you made that big swirl?" or "It looks like your paint brush hopped across the paper to make those bright red dots." Open-ended questions that permit your child to express feelings about a particular piece of art work are also constructive. "Would you like to tell me about your picture?" is usually a good start and gives your child the opportunity to honestly reply "no" without feeling that he/she has let you down.

Finally, motivation for self-expression through art is best enhanced by sincere recognition for art work brought home. This does not mean effusive, contrived delight at every scribble, nor does it necessarily mean that you should hang up every drawing on the refrigerator. Sometimes such well-intentioned actions can be counterproductive by pressuring the child to produce volumes of "take-homeables" at the expense of experimenting with new media. Honest, realistic praise, on the other hand, helps a child internalize standards for evaluation and instills a joy in the creative process.

The 2018 Preschool Committee

This committee is the governing body of the preschool. They set policy, determine fees, hire staff, plan parent education programs, and assist the staff in many ways. They welcome your input and appreciate hearing any concerns you may have.

Katie Berger	Rachel Haden
Anna Crislip	Anne Moses
Blair Lewis	Ellen Johnstone
Suzanne Persinger	Emily Hopta



Remember to apply sunscreen to your child before you leave for school. Most classes will be going outside within an hour and a half of arriving.



Do you enjoy working with Preschoolers?

Why not consider becoming part of our Substitute Teacher Program? Sometimes we need substitute teachers at the last minute, but often they are days teachers have scheduled in advance.

If you are interested in more information about becoming an available substitute teacher, fill out attached form, stop by our offices, or call Ginna at ext. 128. We would be glad to answer any questions

and help you get on board as a substitute teacher!



WE NEED YOU!



Our Goal for Your Child

The goal of First Presbyterian Church School Program is to provide experiences within a Christian environment in which each child may develop to his or her own potential:

- a sense of being a child of God and a member of the covenant community;
- a positive self concept;
- a sense of curiosity;
- an expression of creativity;
- cognitive skills;
- gross and fine motor skills;
- and positive social behavior.



“Your child’s speech sounds will develop as he/she grows.”

You Can Help Your Child Talk Clearer By...

-being a good speech model for your child. Don’t use baby talk

-pronouncing words clearly, slowly and correctly for your child to hear and imitate.

-trying to look at your child when you both are talking.

-repeating new words and sounds over and over. Use them often in your conversation.

-praising the child when sounds are correct, especially if the sounds were previously difficult for the child.

-letting your child watch your face, lips and tongue as you form sounds and words prolonging the speech sound the child has difficulty saying, such as, “where is your ssssock?”

Clapping and singing games: singing rounds of “Row, Row, Row your boat” requires extraordinary attention and focus. Clapping rhythm games test focus, memory, flexibility and self-control.



Tips on Keeping Children Healthy

When it comes to your child's health, you should lead by example. Here are some things you should do:

- Teach children to wash hands often since germs are passed by the hands.
- Teach them never to drink from someone else's cups or use someone else's brush.
- Show them how to cover their nose and mouth when coughing or sneezing.
- Keep them home from school when they have a fever, diarrhea, or vomited in the past 24 hours.
- Feed them healthy meals and remember that they need a good breakfast.
- Make sure they get plenty of sleep.
- Fill out child health forms thoroughly.
- Make sure they're fully immunized.
- Make sure they dress for the weather.
- Learn warning signs of childhood diseases and contact a physician quickly if you see anything suspicious.



Parents Night - Come and Join Us!

We have scheduled a wonderful evening for you to come and visit the school, and we are looking forward to seeing you. Parent's Night has been scheduled for Monday, October 1st here at First Presbyterian Church. We will all meet in the Church Sanctuary at 7:00 p.m. After some brief introductions, you will go to your child's classroom where the teachers will be able to explain some of the wonderful things that are happening in their classrooms. It may include art work and activities on display. This will give you an opportunity to learn exactly what it is your child is learning "at play".

Come for fun...come for cookies...come to meet the other parents and teachers, too. This is a great night and we always

look forward to Parent's Night here at First Presbyterian Preschool.

There is no childcare available, so please make appropriate plans in order to attend.

(Parking is available in the lot behind the Church, the First Presby parking lot on Virginia St. beside the Barlow-Bonsall Funeral Home, or anywhere else on the street you can find...good luck! We're sorry we don't have a huge area for parking, so we recommend that you carpool and leave yourself a few extra minutes to park.)



"This is a great night, and we always look forward to Parent's Night here!"

**Come and enjoy
the fun!**



Substitute Teacher

If you are interested in becoming a substitute teacher, please complete this form and return it to *GINNA* in Preschool Office. The substitute salary rate is \$30/day. [\$10/hour]

Name: _____

Phone: _____
